

Question and Answer Guide 2011/2012



Updated 2/9/2012

GENERAL

Q. When will corrections to the 2011-2012 Competitive Events Guide be made available?

A: The document outlining corrections has been posted in the Competitive Events and STAR Events section of the national website. Please make corrections in any printed documents as needed.

Q: Can a member compete in both a Skill Demonstration Event and a STAR Event?

A: Members are encouraged to compete in both a Skill Demonstration Event at a National Cluster Meeting as well as in STAR Events at the local/regional/district/state levels. Should a member qualify to advance to the national competition in both a Skill Demonstration Event and a STAR Event, the member will need to choose either the Skill Demonstration Event or the STAR Event in which to compete. They cannot compete in both at the National Leadership Conference.

Q: Where do I find the STAR Events scenarios, topics, etc.?

A: All scenarios, topics, and other STAR Events resources are found in the "Resources" section of the FCCLA website. <http://www.fcclainc.org/content/resources/>

Q: Where do I get an official FCCLA binder for STAR Event portfolios?

A: The binder found in the API/FCCLA catalog or on the online store as STAR Events Binder, Red or STAR Events Binder, White 1.5" for \$8.00. Items # FC3023 or FC3024. FCCLA Store catalogs were mailed to chapters in the fall, but advisers can also access the catalog online at www.fccla-store.com or by calling API at (800) 507-7007. It does not matter whether the red or white binder is used.

Q: Are STAR participants required to use the folders from the FCCLA supplier or can they use a manila folder as long as their names are in the correct place?


A: They can use a standard manila folder; it does not have to be from API.

Q: Are accommodations ever made for special education students and evaluation of their projects?

A: Yes, we work with chapter or state advisers to fit the needs of students with special needs so that evaluation is fair and appropriate. Such circumstances should be indicated in the "Special Needs" box on the online registration forms. A national staff person will contact those advisers who have students with special needs to determine the best process for the participant(s).

Q: If a national STAR participant cannot attend the awards ceremony do they receive their award?

A: Participants who do not walk across the stage do not get medals; however, someone else could walk across and accept the medal. FCCLA does not send medals out before or after the recognition sessions



Question and Answer Guide 2011/2012



NLC unless a mistake was made at some point with score calculations or distribution of medals on stage. Only one medal is given to each individual who walks across the stage.

Q: A 9th grade student, classified as a high school student, wants to compete in an individual event for the senior and occupational categories. Are individuals allowed to move up to the senior category?

A: Students are not allowed to move to a different category unless a junior or occupational student is competing on a team with a senior student. In both cases, the team would compete in the senior category. Since the event is an individual event, the student would not be allowed to compete as a senior.

Q: Can students affiliated in different chapters from the same school work together on a STAR Event?

A: No. The STAR Events manual states, “*Team events* may have one, two, or three participants from the **same** chapter or school, with the exception of Culinary Arts...”

Q: Where can I find a planning process template for my students to type in?

A: There is a type able form under the “Resources” section of the STAR Events page of the FCCLA national website.

Q: Does the Project Identification Page and Planning Process Summary Sheet have to be attached to a display board or can it be placed on the table/floor as long as it is within the dimensions?

A: The specifications do not state that the *Planning Process Summary Page* or the *Project Identification Page* must be attached to anything. However, these items must remain within the designated presentation space (48”x60”x72” for freestanding and 30”x48”x48” for tabletop.) The documents should be easily found and accessible by the consultants and evaluators.

Q: Can students use FCCLA copyrighted material in STAR Events projects?


A: Yes, as long as the project is not used for commercial purposes or sold.

Q: Can content pages have graphics or decoration?

A: Yes, any page that does not specify to use *plain paper* may have graphic or decorative elements.

Q: If participants use a computer program to aid their presentation, such as a PowerPoint, do they have to project it onto a screen or can they show it on the computer screen?

A: Participants are not required to use any specific equipment to display their technological visuals. They should, however, ensure that visuals, regardless of their form, are easily viewed by evaluators during the presentation. If the presentation is clear enough and large enough for evaluators, there is no problem with not projecting it onto a larger viewing surface.



Question and Answer Guide 2011/2012



Q: I need clarification on the deadline to participate in Star Events at the national level. When must a chapter affiliate by to be eligible to compete at the National Level?

A: March 1st, or pay an additional \$50 late fee. Please note there is no additional fee to affiliate as a member after March 1, this \$50 fee only applies to members who are participating in STAR Events.

Q: In the Entrepreneurship event it states that the participant has to set up on their own. If the participant is in a wheel chair are they allowed help in this circumstance?

A: If a participant has a physical disability that requires assistance, then yes, appropriate accommodations would be made for that student/situation. The adviser should indicate the special needs request upon registration for the event.

Q: Planning process for electronic portfolios is that two slides per step or two slides for all of the planning process to fit on it?

A: In the electronic portfolio that is two slides total for the FCCLA Planning Process summary page. Again, keep in mind that it is a summary page of how each step of the Planning Process was used to plan and implement the project. Use of the Planning Process may also be described in the oral presentation.

Q: Our state doesn't offer any of the fashion events in state STAR Events. I want to become a fashion designer. What other events would be good for me?

A: Other events for students interested in fashion would include Career Investigation, Entrepreneurship or Job Interview. Participants may also be interested in events such as Illustrated Talk, for example a prepared talk about issues surrounding that career choice (such as the use of child labor in clothing production).


Q: Can I use Prezi instead of PowerPoint for my electronic portfolio?

A: For electronic portfolios, a "slide" may be defined as a single slide in a PowerPoint presentation, or as a single path/transition in a Prezi presentation. Participants desiring to use other electronic presentation formats should ensure that such formats allow for information to be counted in a "slide" format. For clarification on acceptability of electronic formats, please contact starevents@fcclainc.org.

Q: The Planning Process page and the Product Identification page cannot have borders, but can you put colored paper under the sheet of paper?

A: First, to clarify, we are talking about two different pages, the Planning Process and Project Identification pages.

Planning Process Summary Page. Yes, you can put colored paper under the Planning Process Summary Page. The manual does not prohibit this for either event.



Question and Answer Guide 2011/2012



Project Identification Page. Yes you can put colored paper under the Project Identification Page. For Chapter Service Project Display the manual states, “for Project Identification pages mounted on a display, graphics and decorative elements must be outside the 8 ½ “ x 11” page and must not touch or overlap the project identification page.” This applies for all display and manual events.


Q: How should participants address project budgets and evaluations when the project has not yet been completed at the time of our regional/district events?

A: For presentations at local/regional/state levels (when projects may still be in progress) participants should give the anticipated numbers (income, expenses). For evaluation, they should give, in detail, their plans for evaluation – evaluation methods, instruments, and anticipated outcome. Participants will want to make clear that they have fully planned their project, even though the project itself may not yet be completed. This is especially true with projects that take place in late spring. Projects are to be developed and completed within a one-year span beginning July 1 and ending June 30 of the school year before the National Leadership Conference.

If the entry progresses to the next level, participants would revise those documents to include the most up-to-date information. By the time an event reaches the national leadership conference, all projects would have been completed and final information can be provided.

Q: For templates provided for events, including the Planning Process Summary Form, do we have to use the form provided or can we type it up on our own computer?

A: The templates provided can be modified but all of the information, including headings, must be used in the correct order on any document created and remain within the page limits given in event specifications. The FCCLA and STAR Events logo are encouraged but not required. If a template is provided in a table format, please retain that format with information in the order as presented, unless otherwise indicated in event specifications. Please note that many of the templates are provided for download on the STAR Events Resources page - <http://www.fcclainc.org/content/resources/>




Question and Answer Guide 2011/2012



POSTSECONDARY - GENERAL

Q: Can a Postsecondary member enter the same project or event as they did in high school?

A: Projects must be developed and completed within a one-year span beginning July 1 and ending June 30 of the school year before National Leadership Conference. There is no policy prohibiting a student from entering the same event, as long as they meet event eligibility requirements.




Question and Answer Guide 2011/2012



ADVOCACY

Q: On the case study, can you help identify the difference between stakeholder vs. the target audience?

A: Target audience –the specific audience or demographic group for which the advocacy message is designed. **Stakeholders** –are those affected or can be affected by a project, event, or effort.




Question and Answer Guide 2011/2012



CAREER INVESTIGATION

Q: Out of the samples of school work my student has a research paper that is 7 pages. This fills up a lot of her 25 content pages. Is it a no-no to put the whole paper in a sheet protector?

A: As indicated in the Career Investigation guidelines, the hardcopy portfolio should not contain more than 25 content pages. All of the pages of a document would be counted as content pages. Therefore, if a student does not wish to include all pages of a document as content, they should include only the pages they wish to use as samples of their work. Multiple pages within a sheet protector would count as more than one content page.



Question and Answer Guide 2011/2012



CHAPTER SERVICE PROJECT DISPLAY/MANUAL

Q: The guidelines say that Flip Charts are not allowed. I picture a flipchart as spiral bound and holding several or many sheets. Our display uses a topic cover page which opens up to show additional information on that specific topic underneath on one page, it is held closed with a Velcro tab when not being shown or described. (One specific topic would be newspaper coverage, another would be the car crash, and another would be the retreat).


A: A flip chart does not necessarily need to be spiral bound, but is “a chart consisting of sheets hinged on one side that can be flipped over to present information sequentially.” A cover sheet with one page underneath would not be considered a flip chart. If there were multiple sheets and information was being presented sequentially, then it would be considered a flip chart.

Q: Can a service project be used as both a Junior and Senior event?

A: Page 31 of the *STAR Event Manual* (as part of the *Competitive Events Guide*) states “7. No project can be entered in more than one category of a single event, or in more than one event. However, projects entered in any event may be included in the Chapter Showcase events.” Please also note that “9. Chapters are allowed to enter the same project in both the No Kid Hungry National Outreach Project and the Chapter Service Project events. Participants must follow specific event guidelines.” This would include work being done by the participants.

Q: I am competing Chapter Service Project Display this weekend. The presentation elements say that props/pointers are allowed but it also says you may not carry in additional props for the oral presentation. My group plans on doing a skit that involves props. Would that deduct points?

A: You may not carry in additional props, so anything you plan to use during your presentation must be included within your display dimensions and set up during the designated set up time. Page 141 - "Items within the display (handouts, samples, etc.,) may be used as in-hand visuals during the oral presentation, but must be returned within the original display dimensions when done."



Question and Answer Guide 2011/2012



CULINARY ARTS

Q: When will the culinary menus be made available on the website?

A: The culinary menu goes live on the website every year on December 1st.


Q: Can the team members have a small pad of paper and pencil in their chef coat pocket to take in to the 30 minute plan time? The pad of paper would be blank.

A: No, they receive time for planning with a planning sheet and they may take that document into the kitchen.

Q: Some of the recipes have terms that need clarification. Would you please update the following?

A:

Recipe Name	Recipe Written As:	Clarification:
Rice Pilaf	Finely diced	Minced
Mushroom Pork Scaloppini	1 T. butter, cubed	Delete "cubed"
	Onion, chopped	Medium dice
Golden Delicious Apple and Cheddar Turnovers with Dried Cranberries	Cut into 1/2" cubes	Medium dice
Herbed Apple Glazed Chicken	Cut into allumette	Julienne
	2 skinless, boneless chicken breast halves. Break down chicken into 2 boneless breasts.	Break down chicken into 2 boneless breasts, if needed.
Shaved Fennel and Pear Salad	Lemon juice	Lemon, freshly squeezed
Spiced Brussels Sprouts	Onion, chopped or sliced thin	Medium dice
Grilled Pound Cake with Pineapple Salsa and Whipped Cream	Fresh mint, thinly slivered.	Chiffonade



Question and Answer Guide 2011/2012




DIGITAL STORIES FOR CHANGE

Q: I am confused on what we are supposed to use for the story board - are we supposed to create our own looking like the one given or use the one given?

A: The storyboard provided in the Competitive Events Guide is a template that you should use to create your own storyboard. You should use the template and insert your own information. The one on page 263 explains what should go into the boxes. The one on page 264 is empty and you can use that one to insert your information. A typeable PDF form is available online in the STAR Events Resources section – <http://www.fcclainc.org/content/resources>

Q: Can the digital story be posted on the NHS FCCLA facebook page instead of a website?

A: No, "projects must be posted on the school/chapter website or wiki." See page 253 of the printed manual for a list of all of the project components which must be posted.



Question and Answer Guide 2011/2012




EARLY CHILDHOOD

Q. When will I find out what the theme is for the Early Childhood event?

A. The national theme that will be used at the 2012 National Leadership Conference will be posted in May, 2012. Themes for use in regional/district and state STAR Events are provided by coordinators at that level.

Q: Do I have 15 minutes or 10 minutes for my oral presentation? There is conflicting information.

A: The correct time limit is 10 minutes.




Question and Answer Guide 2011/2012



ENTREPRENEURSHIP

Q. On the rubric, page 52, Budget, #5 indicates the budget is prepared using financial software. Do I have to purchase software?

A. You do not have to purchase a separate financial software package. You can utilize software that may come with your computer, free online templates, or services. No matter the tools used, the budget is to be prepared according to generally recognized accounting procedures, include a monthly income and expense statement, and tax forms are included.



Question and Answer Guide 2011/2012




ENVIRONMENTAL AMBASSADOR

Q: I have students interested in competing in the Star Event Environmental Ambassador, but I cannot find an updated list of the 5 topic areas. Please point me in the right direction.

A: The topics for Environmental Ambassador, as well as case studies for other events, can be found on the FCCLA website on the main STAR Events page under resources.

Q: I cannot locate the environmental ambassador form that is the documentation for the stewardship project. Where can I find it?

A: The stewardship form for Environmental Ambassador, as well as case studies for other events, can be found on the FCCLA website in the STAR Events Resources page.



Question and Answer Guide 2011/2012



FASHION CONSTRUCTION

Q: In Fashion Construction STAR Event, are participants allowed to make menswear or does it all have to be women's wear?

A: It does not state anywhere in the STAR Events manual that you are only allowed to make women's wear. Menswear would be acceptable.

Q: I was wondering if on fashion construction you are allowed to use patterns from say Simplicity if you cite it in or sources or can you only use slopers or flat patterns.


A: For this event, it is acceptable to use commercial patterns; they should be cited appropriately during the presentation and on the display board.

Q: Can participants use more than one 11" x 17" piece of paper for their storyboard?

A: The manual, page 199, states that "a storyboard of photos telling the story of the project should be prepared front side only on paper not larger than 11" x 17" and displayed." More than one piece of paper may be used, but the paper used may not be larger than a total of 11" x 17".

Q: I am working on a display board for STAR Events in the fashion construction category. I was wondering if it would be acceptable to have a digital picture frame outside of the 11x17" photo storyboard or if it would have to fit within that area.

A: While Visual Equipment is allowed in the presentation elements, the use of a digital picture frame is the same as a photo album, so it would not be allowed in the event. The event guidelines currently specify that the photo storyboard is as follows: " A storyboard of photos telling the story of the project should be front side only on paper not larger than 11" x 17" and displayed. (page 199)




Question and Answer Guide 2011/2012



FASHION DESIGN

Q: Does the sample pattern have to be designed totally by the student or can it be a manufactured patterned adapted to the design?

A: The collection sample pattern should be a flat pattern developed by the student. All work must be original by the student, including pattern pieces.



Question and Answer Guide 2011/2012



FOOD INNOVATIONS

Q: My students are wondering what the scenarios are for Food Innovations.

A: The topics for Food Innovations, as well as case studies for other events, can be found on the FCCLA website on the main STAR Events page under resources.

Q: My students and I have been researching to determine what makes something low sugar. I found information about other nutrients such as fat but sugar leaves a lot of blanks. Can you direct me somewhere to find this information?


A: While there is no Percent Daily Value assigned for sugar, information on the USDA website, MyPlate, suggest choosing foods with little to no added sugar. In reference to the Food Innovations – Junior scenario, students should “develop a non-perishable snack food low in sugar.” This may be further defined as “with little to no added sugar.” More information on sugar and the food label:

<http://www.fda.gov/Food/ResourcesForYou/Consumers/NFLPM/ucm274593.htm> and information on how to label a food as sugar-free or reduced-sugar.

<http://www.fda.gov/Food/GuidanceComplianceRegulatoryInformation/GuidanceDocuments/FoodLabelingNutrition/FoodLabelingGuide/ucm064911.htm>

Q: My students created a low-sugar muffin for their low-sugar, non-perishable item. According to our state, a non-perishable item is one that can stand at room temperature for several days. I realize some judges might disagree, so is there any documentation to define non-perishable?

A: Participants should research the definition of non-perishable for their state, and include that definition in either their oral presentation or display, in order to provide state-specific information to evaluators.



Question and Answer Guide 2011/2012



ILLUSTRATED TALK

Q: Is the presentation outline required in the file folder? It is on the Point Summary Form but not in the event specifications.

A: The Point Summary Form is incorrect, the presentation outline is no longer required.

INTERIOR DESIGN

Q: Where do I find the design scenario for the Interior Design STAR Event?

A: The Interior Design scenario and other national topics/case studies can be found on the FCCLA website on the Competitive Events/STAR Events page under resources.

<http://www.fcclainc.org/content/resources/>

Q: Since no budget is listed in the scenario does that mean the student may spend any amount of money?

A: Yes, providing affordable recommendations

Q: Where do I find the *NKBA Planning Guidelines*? Do I have to buy a copy of the *NKBA Guidelines* for my chapter?

A: No, you do not have to buy anything. The *NKBA Planning Guidelines* are defined in the glossary of the STAR Events Manual and specified in the design scenario. There you will find information on how to go online to access the planning guidelines for free.

Q: There is no bathroom; was this an accident or an oversight?


A: The guidelines state for the interior space "the interior spaces should accommodate food preparation, eating, working, sleeping and bathing". The scenario information for incorporating the NKBA Kitchen and Bath guidelines indicates: "Student designers should indicate a general layout of the kitchen and bath areas...but (these spaces) should not be the emphasis of the design project. Student designers are to use only the NKBA Planning Guidelines (Kitchen 8 & 9) for appropriate seating and traffic clearances for all eating areas." A bathroom is to be included but the emphasis is not on kitchen and bath design.

Q: How many spaces are we designing exactly?

A: The space plan will show how the student designers will define the interior and exterior spaces to accommodate the clients' needs. The furniture arrangement will help determine the functionality of the space. Pictures and samples will be provided for the interior treatments, furnishings, and fixtures as outlined in the scenario.

Q: In regards to the outdoor living space, are we designing it or not? It says not interested in seeing any photos or samples so it sounds like we are just drawing it.

A: Yes, the outdoor living space is to appear on the space plan. The clients have requested no samples or furniture specifics at this time as they want suggestions from the student designer of how the space might be designed for entertaining and a small garden space in the future. This process will determine if the design can accommodate furnishings, adequate seating, and adequate clearances.



Question and Answer Guide 2011/2012



Interior Design, continued...

Q: To redesign and remodel a whole house is very overwhelming and in comparison to other projects far exceeds the amount of time that must be devoted to this project.

A: A shotgun house is a tiny living space approximately the size of a train box car. Thorough dimensions have been provided to help students recognize the unusually small nature of this historic living space. The challenges and emphasis of this scenario are to make creative design decisions resulting in multi-purpose space and furnishings. Because of the clients' interests of entertaining and gardening, the backyard will provide extended living space. Encourage students to brainstorm tiny spaces couples live in today in our society; many have extended exterior living space.

Q: With the interior design scenario could my student add another floor above the existing one? It does say to leave all the exterior walls the same but she would just be adding on top of the walls which would not change to the current exterior wall.

A: No, an additional floor cannot be added. The challenge of the scenario is to create design solutions for small, efficient, multi-functional spaces.

Q: We are using the software for the interior design scenario and are wondering if it would be okay to use the camera view pictures of the rooms for the wall elevation and floor plan. It does say that computer generated ones are accepted, however one of my students got penalized last year for this and my other student who drew hers out two years ago got a comment that it was nice to have a drawing design and received high ratings. I am afraid that judges are going to dock them points if it is computer based. I would really like them to use the computer generated design as this is what most interior designers are now going with.


A: Page 234 of the *STAR Events Manual* states "Floor plans may be hand drawn or computer generated...." How the plans are created is not a part of the scoring.

Q: Is it ok to change the roof line of the house?

A: No, the roof line should not be changed.

Q: The "Wall Elevation" as required in the Design section of the grading as well as the "Design Deliverables" – I am assuming that is a wall of each of the rooms created minus what it says, the outdoor area, kitchen and bathroom.

A: The Deliverables section of the competition guidelines indicates "the elevation should include the full width and height of the main interior focal point as chosen by the student designer...." An elevation would not be necessarily provided for each of the rooms but rather of the focal point.



Question and Answer Guide 2011/2012



Interior Design, continued...

Q: I would like clarification on the term “2-D Elevation.” Is this more like a rendering?

A: Interior Designer Christine Piotrowski, author of *Becoming and Interior Designer*, explains in her book that “an elevation is a drawing that shows no depth but gives the idea of appearance by depicting heights and widths...many may be highly detailed and even in color.” Note: the Interior Design rubric indicates the elevation will be done in full color, to scale, and either hand drawn or computer generated. A 2-D elevation is required.

Piotrowski continues to explain that “renderers prepare three-dimensional perspective drawings....Many renderers use computer software that allows them to prepare these drawings from an almost unlimited number of viewpoints. Renderings are often completed in color...” A 3-D perspective is not required but may be included in addition to the required elevation.

Q: The only dimension given for the fireplace is a length of 4’0”. The floor plan does not indicate depth. Do you know what the depth is supposed to be?


A: The depth of the fireplace isn’t specified by be certain students are accurate with what is provided (the width). Because the depth is not specified it will not be graded but encourage students to make a “reasonable” suggested size.

Q: The scenario says to add a bathroom within 15’ of the plumbing wall. There is an arrow pointing to that wall. There is confusion as to if students may just add a bathroom 15’ from the end of that wall or if it has to be within 15’ of the actual arrow.

A: Because it does not specify exactly the pipe location but rather indicates the “water wall,” 15’ from inside the window area would be reasonable. Students can include in the oral presentation that because the location of the plumbing was not clearly indicated on this drawing, the plumbing ran from this corner area and can be adjusted as needed.

Q: FCCLA specifies that students may not put the floor plan on more than one sheet of 11 x 17 paper. My students did that and the entire house fits with both the front and back porch but there is not enough room for the outdoor living space. Can they include this on a smaller sheet of paper? Or do they have to do two 8x10 sheets and add break lines at some point in the house?

A: The lot lines are not required in the guidelines but were provided for the students to understand the unique size of the house and lot. Stay within the 11 x 17 specifications. The solution to show the back of the house, back yard and partial property lines on a smaller piece of paper elsewhere on the design board is acceptable. The overall dimensions (the floor plan + the backyard) when combined should not exceed the depth or width of the lot (84’0” x 34’0”).



Question and Answer Guide 2011/2012



Q: The design scenario deliverables request the following: A 2-D elevation (*color optional*) showing the public living spaces (not to include outdoor living space, bathroom, and kitchen). The Interior Design event guidelines require a “2-D, full color, wall elevation....” Which is correct?

A: Participants should prepare the wall elevation in full color.

Q: In the Interior Design Event, can students create their "board" into a 3D design?


A: The elevation is a 2-D document - the board can be 3-D in that samples can be elevated to give subtle depth but the floor plan board and/or sample board is not meant to be a document such as a built structure.

Q: The student wants to adhere a 3D model of her living space on her board, will that work?

A: A 3-D model can be added to the floor plan board if there is room on the board **in addition to** the floor plans. The model would supplement the requirements. The project does not allow for additional boards - students may only have the sample boards and the floor plan board. If additional content is provided, it should enhance the project and not be a distraction to the overall visual or oral presentation. Additions should only be considered if the student designer has extra time and the requirements are fulfilled - no additional points will be earned. Students need to first follow the [Board Composition Tip Sheet](#) (as provided this year for the first time) for board layout to determine if they have space.

Q: I have been working with students on the interior design project for STAR events. When reading over the description it is unclear as to whether it is possible to expand beyond the 12' exterior walls on both of the long 54' sides (not the front or back of the property).

A: No, the exterior walls are loading bearing and cannot be moved. The challenge of the scenario is to create design solutions for small, efficient, multi-functional spaces.



Question and Answer Guide 2011/2012




LEADERSHIP

Q: Is the student leadership practices inventory that is online mandatory? If not, what/where are some other leadership inventories that are available to use?

A: The SLPI is not mandatory, however if it is not used it is up to the student to find an alternative inventory.

Please be sure you are using the most recent SLPI Instructions – found on the STAR Events Resources page.




Question and Answer Guide 2011/2012



LIFE EVENT PLANNING

Q: Are weddings an acceptable event to use for Life Event Planning?

A: The event guidelines (p. 95) state that "An event is defined here as any upcoming occasion that will bring changes and/or new experiences and accompanying financial challenges." Unless the student is engaged to be married, this event should not be considered as an upcoming occasion. Participants should keep in mind events appropriate for the age/grade level/category as they plan this project.




Question and Answer Guide 2011/2012



NATIONAL PROGRAMS IN ACTION

Q: Is Dynamic Leadership considered its own National Program? It's not listed in the rubric for the National Programs in Action event as an option, so I need clarification for an adviser on why it is not an option.

A: Dynamic Leadership can be incorporated with any of the National Programs, so in order to complete the NPIA Rubric the participant needs to mark the national program they are connecting to. Dynamic Leadership was not being used for national competition in NPIA and therefore removed.



Question and Answer Guide 2011/2012




NO KID HUNGRY NATIONAL OUTREACH PROJECT

Q. Can we use music on our website?

A: Music is not prohibited in the use of music on their website, but they must follow copyright and use only music for which they have permission.

Q: We used a YouTube video, and we cited it in MLA form, is that allowed?

A: Citing resources in MLA or APA format is acceptable. If a YouTube video (not one that you have created) has allowable embedded code, then you may use it, with citations. You may not use copyrighted video or music that is not licensed for reuse. If you have created a video and are using copyrighted material within your video, that would not be acceptable.




Question and Answer Guide 2011/2012



NUTRITION AND WELLNESS

Q: For the nutrition STAR event, can we use a different food tracker from the pyramid tracker? The teachers who are participating are having difficulties with it, and we have found a couple that are easier to use.


A: The 2011-2012 guidelines for this event specify use of the MyPyramid (or MyPlate) tracker and the myPyramid plan in the establishment of the Nutrition and Wellness Goals. All participants should use this resource for the 2011-2012 school year.



Question and Answer Guide 2011/2012



PARLIAMENTARY PROCEDURE




Question and Answer Guide 2011/2012



PROMOTE & PUBLICIZE FCCLA!

Q: How long do the participants have for the writing sample portion of the event? Page 175 says 15 minutes but page 173 indicates 10 minutes. Which is correct?

A: The correct time for the writing sample portion of the event is 10 minutes.



Question and Answer Guide 2011/2012



RECYCLE AND REDESIGN

Q: Can the Fashion Recycle and Redesign event use a power point instead of a display or can they have both display and power point?


A: They can have audio, visual equipment, and visuals in national competition, and, the participant is also required to complete a display.

Q: Could a student take a nightstand and turn it into a child's play kitchen? Is that enough change into a new product?

A: The guidelines, page 121, state "Participants will create a brand new product, not simply embellish an old one. However, participants may use additional materials if needed to redesign and creatively embellish the new product." Thus, the participant would have to create a new product from the nightstand, which may include adding additional materials. It would ultimately be the evaluators opinion how well the participant had done at the creation of a new product.

Q: Please define post consumer item.

A: A post consumer item is any item which has been discarded by an end consumer. Examples included, but are not limited to, textiles, housewares, paper goods, sporting goods, etc.



Question and Answer Guide 2011/2012



TEACH AND TRAIN

Q: Should their oral presentation be an overview of the lesson/workshop plan as well as information on their career and it's relation to FACS?


A: Yes, but the subject can be in any topic, it is not limited just to FACS.

Q: Would an Occupational Therapist be considered a "teacher/trainer" for the Teach and Train event?

A: According to <http://www.bls.gov/oco/ocos078.htm> (Department of Labor) there are teaching and training components to the position of Occupational Therapist. The participant would need to concentrate on these aspects of the career as they must still meet the requirements of the Teach and Train event, specifically lesson/workshop planning, use of technology, as well as teaching/training components through the shadowing experience (for senior and occupational categories).

Q: I have a student preparing for the teach and train competitive event. On page 249, roman numeral III, states document evidence of prior presentations, including outcomes. What does this mean? Does this mean the teacher's presentations or is the student supposed to present multiple times? Is it possible to present in a classroom other than the one in which they shadowed?

A: In the rubric (page 247). Shadowing Experience – 5, last sentence – “The lesson/workshop plan was presented by the participant during their shadowing experience.” The outcomes would be the results of the evaluation used in the lesson/workshop plan. The specifications nor the rubric indicate the number of times the lesson/workshop would be presented, but it may be possible that the lesson is presented multiple times over the course of the shadowing experience (for example, to multiple class periods of the same course.)



Question and Answer Guide 2011/2012



VIRTUAL POSTER